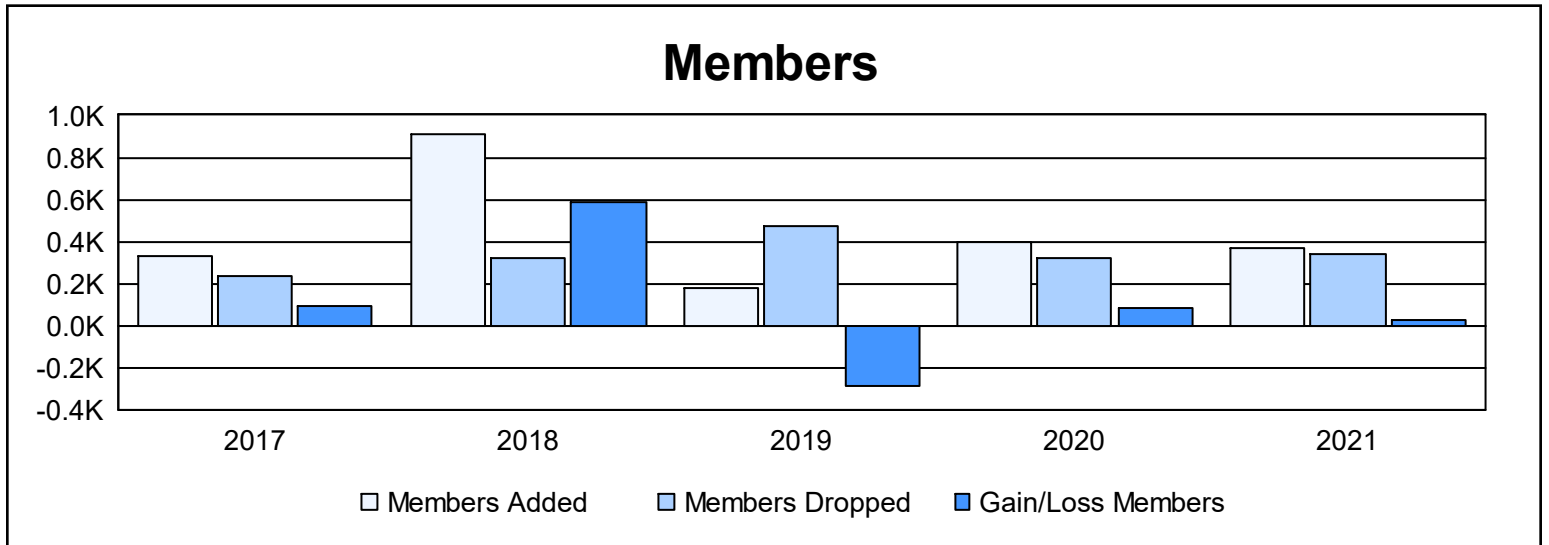
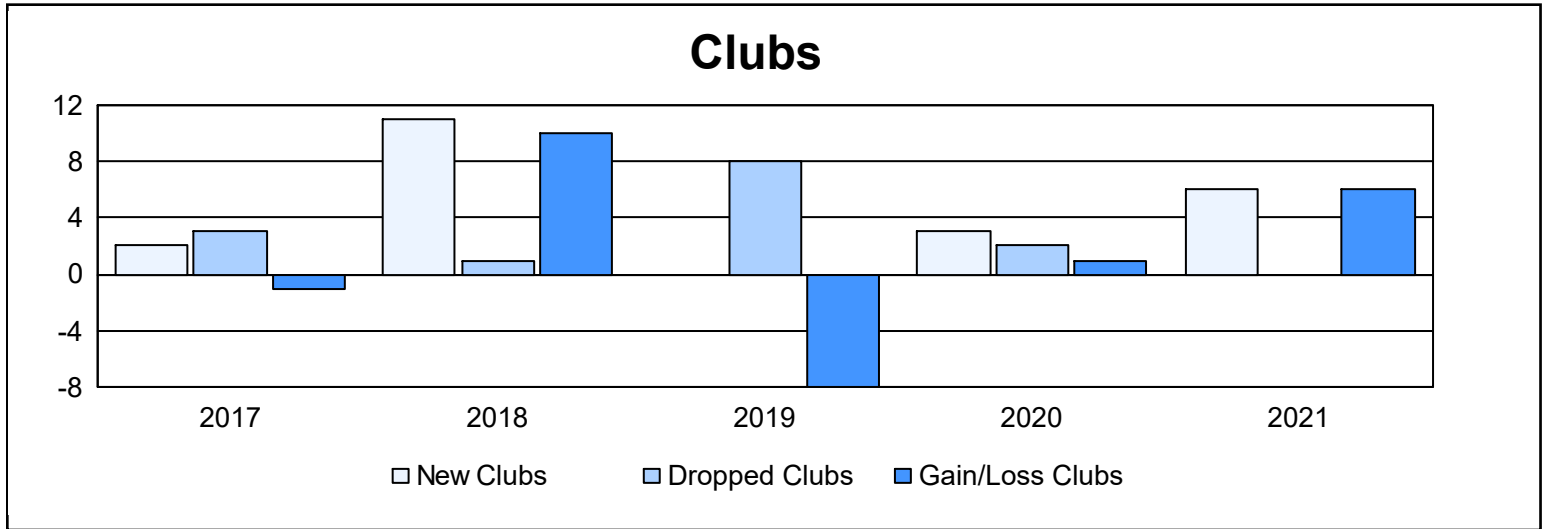
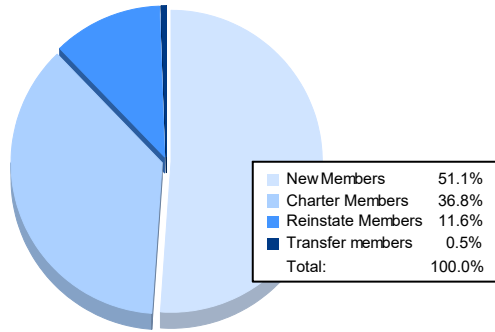


Year	New Clubs	Dropped Clubs	Gain/ Loss Clubs	New Members	Charter Members	Reinstate Members	Transfer Members	Total Member Added	Total Members Dropped	Gain/ Loss Members
2016-2017	2	3	-1	217	57	31	22	327	235	92
2017-2018	11	1	10	613	274	16	3	906	317	589
2018-2019	0	8	-8	140	26	13	2	181	470	-289
2019-2020	3	2	1	224	80	94	2	400	316	84
2020-2021	6	0	6	190	137	43	2	372	342	30
<b>Average</b>	<b>4</b>	<b>3</b>	<b>2</b>	<b>277</b>	<b>115</b>	<b>39</b>	<b>6</b>	<b>437</b>	<b>336</b>	<b>101</b>



### Membership Composition June 2021 Cumulative



### Gender Composition June 2021 Cumulative

